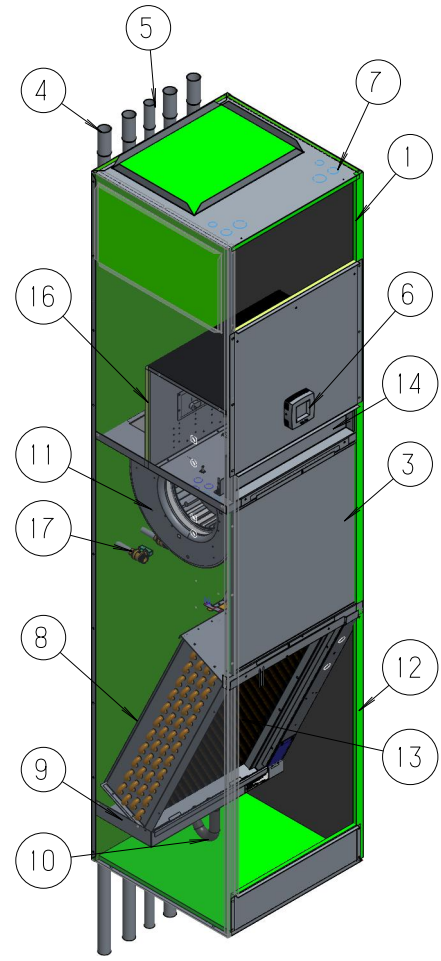
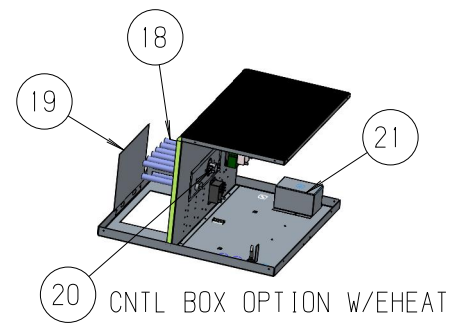
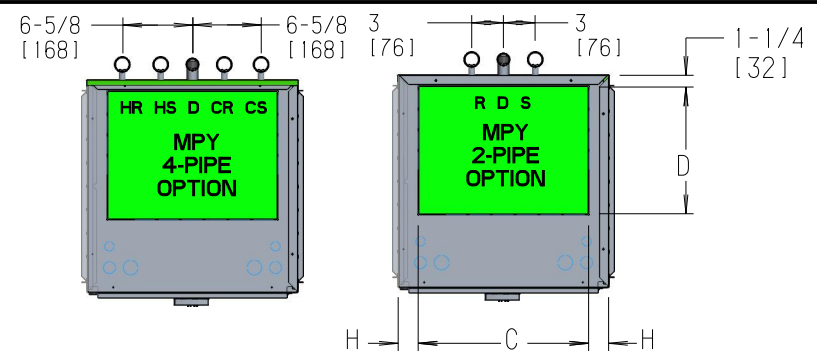


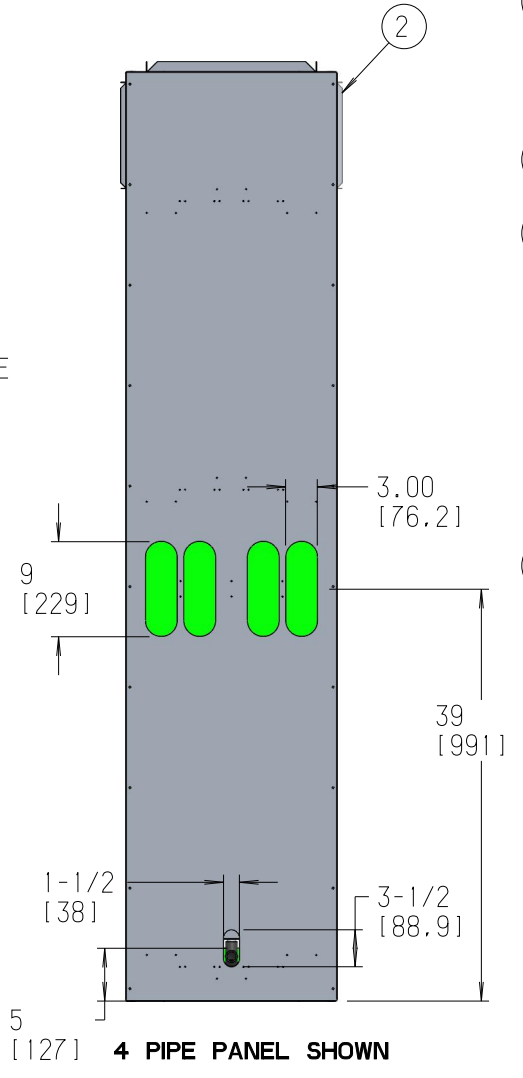
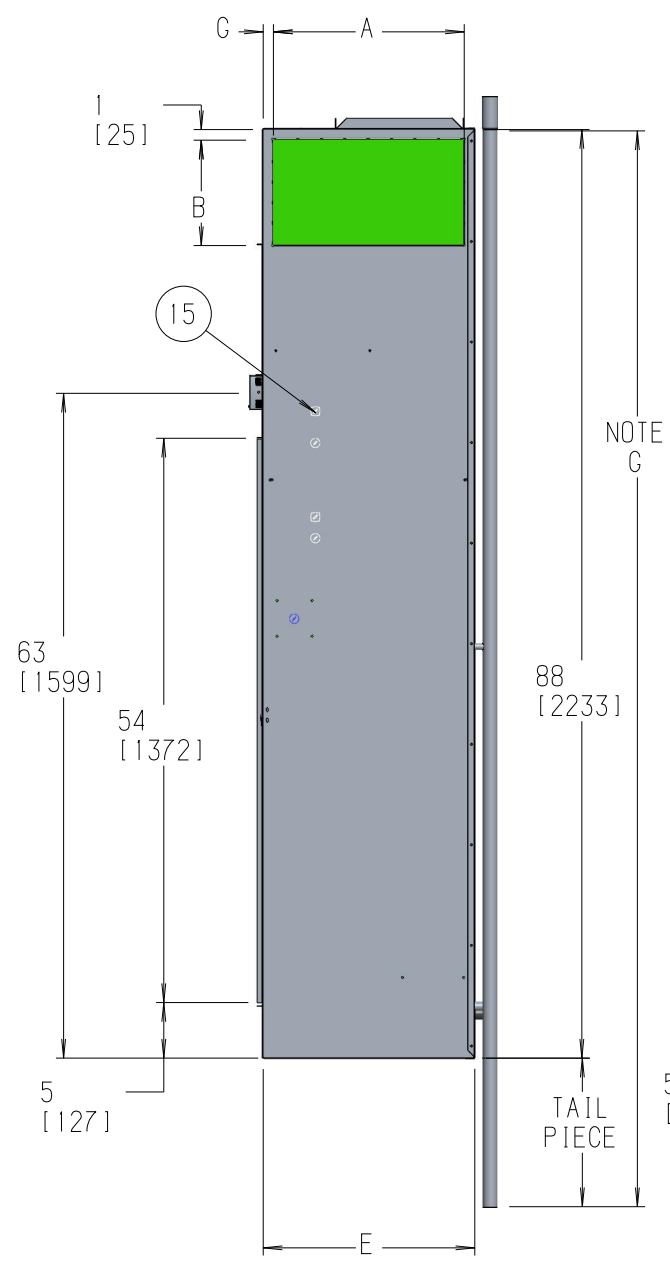
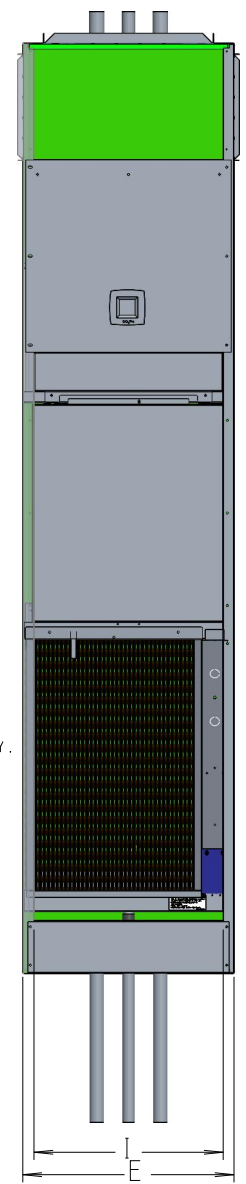
REVISION HISTORY		
REV	DATE	ECN
-	02/28/22	22-0170



SIDE PANEL REMOVED FOR CLARITY

ITEM	DESCRIPTION
1	SUPPLY OPENING
2	DUCT COLAR 1/2"(13)EXT (TYP)
3	RA ACOUSTICAL SVC PANEL
4	RISER, SUPPLY & RETURN
5	RISER, DRAIN
6	THERMOSTAT SURFACE MNT LOCATION
7	ELECTRICAL KNOCK OUTS
8	COIL 1/2"(13) O.D.
9	DRAIN PAN
10	FLEX DRAIN TUBE/P-TRAP
11	MOTOR/BLOWER HOUSING
12	RETURN AIR OPENING
13	FILTER, THROWAWAY, 1"(25)
14	ACCESS PANEL (CONTROL BOX)
15	KNOCKOUT (OPTIONAL REMOTE MNT)
16	CONTROL BOX
17	1/2"(13) ISOLATION VALVE
18	STRIP HEATER (OPTIONAL E HEAT)
19	HEAT LIMIT SWITCH (OPTIONAL E HEAT)
20	HEAT SHIELD (OPTIONAL E HEAT)
21	SERVICE SWITCH (OPTIONAL)

- NOTES:
- A. UNITS GALV STEEL WITH 16 GA FAN DECK
 - B. ALL RISER INSULATED
 - C. THERMOSTATS SHIPPED LOOSE FOR FIELD INSTALLATION
 - D. RISERS ARE FACTORY PIPED TO COIL WITH VALVES AS SPECIFIED.
 - E. BLOWER, MOTOR, VALVES, COIL, AND FILTER ARE ACCESSIBLE THROUGH THE RETURN AIR OPENING.
 - F. UNIT AND CNTL BOX ARE INSULATED
 - G. RISER LENGTH=[(FLOOR TO FLOOR) +2"(51)]
MAX RISER LENGTH =119"(3023) CONSULT RISER SUBMITTALS FOR SPECS
 - H. MAX RISER DIAM IS 2-1/2"(64). IF LARGER DIAMETERS ARE REQUIRED, CONSULT THE FACTORY.
 - I. EXPANSION LOOPS IN HOT WATER HEATING CIRCUITS AS REQUIRED
 - J. SLOTS PROVIDED IN THE BACK PANEL FOR COIL CONNECTION TO PERMIT EXPANSION AND CONTRACTION OF RISERS. COIL CONNECTIONS TO BE AT THE CENTER OF THE SLOTS.
 - K. SEE UNIT ARRANGEMENTS FOR SUPPLY AND RETURN AIR ORIENTATION.
 - L. DIMENSIONS ARE IN INCHES, DIMS IN () ARE IN MM
 - M. RISER CHASE AVAILBLE SEE 1100-90047874



Unit Model	Dimensions - Inches (Millimeters)													
	SINGLE SUPPLY			DOUBLE SUPPLY			TOP SUPPLY			DIMENSIONS				FILTER SIZE
	A	B	SIZE	A	B	SIZE	C	D	SIZE	E	G	H	I	
MPY 03	14 (356)	8 (203)	14X8	14 (356)	6 (152)	14X6	14 (356)	10 (254)	14X10	17 (432)	1-1/2 (38)	1-1/2 (38)	14 (356)	12-1/2 X 24-1/4 X 1 (318 X 616 X 25)
MPY 04	14 (356)	12 (305)	14X12	14 (356)	6 (152)	14X6	14 (356)	10 (254)	14X10	17 (432)	1-1/2 (38)	1-1/2 (38)	14 (356)	12-1/2 X 24-1/4 X 1 (318 X 616 X 25)
MPY 06	18 (457)	10 (254)	18X10	18 (457)	6 (152)	18X6	16 (406)	12 (305)	16X12	20 (508)	1 (25)	2 (51)	18 (457)	16-1/4 X 26-3/4 X 1 (413 X 679 X 25)
MPY 08	18 (457)	12 (305)	18X12	18 (457)	6 (152)	18X6	16 (406)	12 (305)	16X12	20 (508)	1 (25)	2 (51)	18 (457)	16-1/4 X 26-3/4 X 1 (413 X 679 X 25)
MPY 10	22 (559)	16 (406)	22X16	22 (559)	8 (203)	22X8	18 (457)	16 (406)	18X16	24 (610)	1 (25)	3 (76)	22 (559)	20-1/2 X 29-1/4 X 1 (521 X 743 X 25)
MPY 12	22 (559)	16 (406)	22X16	22 (559)	8 (203)	22X8	18 (457)	16 (406)	18X16	24 (610)	1 (25)	3 (76)	22 (559)	20-1/2 X 29-1/4 X 1 (521 X 743 X 25)

TITLE
MPY UNIT

DWG NO
1100-90047777

REV
-

DRAWN
J. FUSON

DATE
02/28/22

APPROVED
M. SMITH

DATE
02/28/22